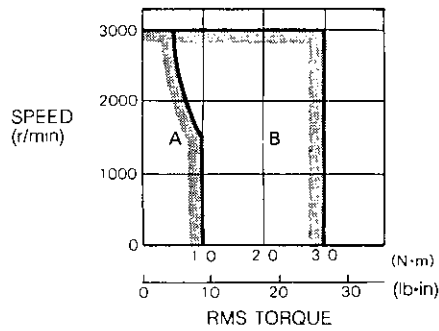
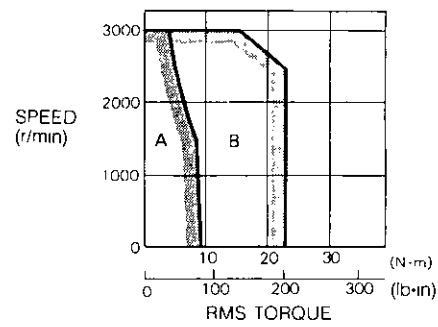


1.3.2 Torque-Speed Characteristics

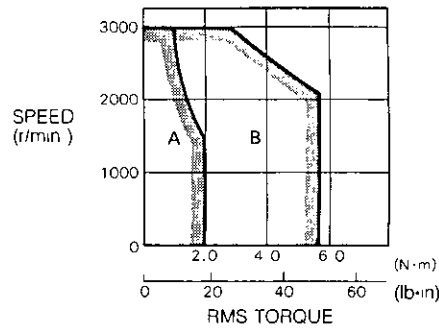
- TYPE USAGED-02A



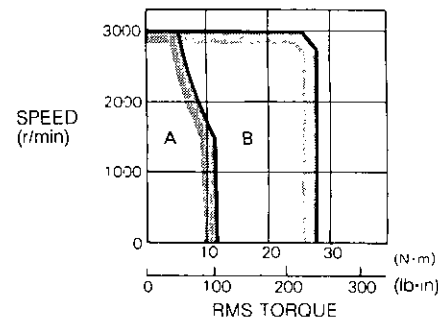
- TYPE USAGED-13A



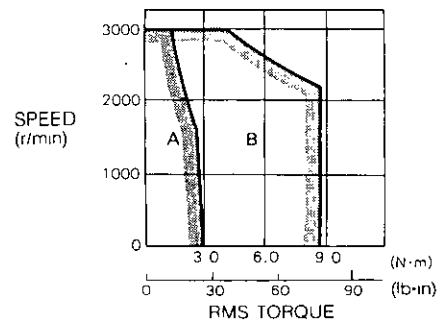
- TYPE USAGED-03A



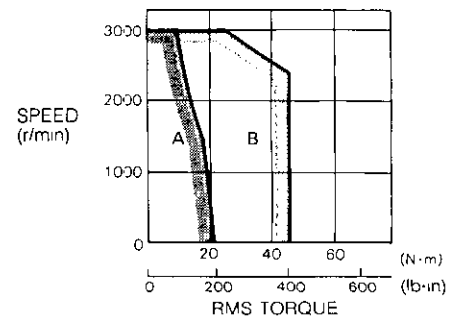
- TYPE USAGED-20A



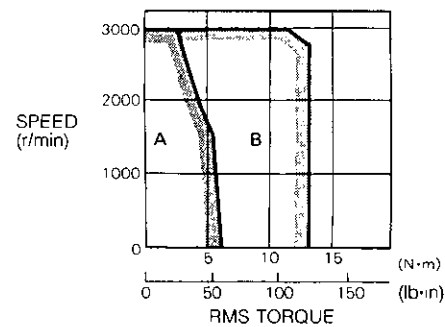
- TYPE USAGED-05A



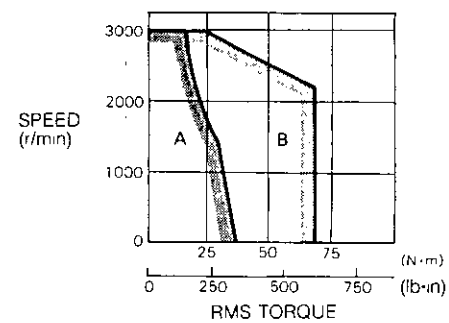
- TYPE USAGED-30A



- TYPE USAGED-09A



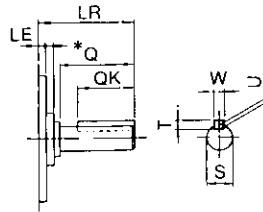
- TYPE USAGED-44A



A: CONTINUOUS DUTY ZONE
 B: INTERMITTENT DUTY ZONE
 POWER SUPPLY: 200 V

(3) Shaft Extension of Straight Shaft with Keyway

Both SERVOMOTORS with brake and without brake have the same dimensions except for shaft extension. Shaft extensions are shown below:



Motor Type		LR	LE	Dimensions of Shaft Extension					
Without Brake	With Brake			S	Q	QK	T	U	W
*USAGED-02AS2K	*USAGED-02AS2KE	37 (1.46)	4 (0.157)	14 (0.5512 $\begin{smallmatrix} 0 & -0.011 \\ 0 & 0.004 \end{smallmatrix}$)	25 (0.98)	15 (0.59)	5 (0.1968)	3 (0.1181)	5 (0.1968)
*USAGED-03AS2K	*USAGED-03AS2KE	37 (1.46)	4 (0.157)	14 (0.5512 $\begin{smallmatrix} 0 & -0.011 \\ 0 & -0.004 \end{smallmatrix}$)	25 (0.98)	15 (0.59)	5 (0.1968)	3 (0.1181)	5 (0.1968)
*USAGED-05AS2K	*USAGED-05AS2KE	58 (2.28)	6 (0.24)	19 (0.7480 $\begin{smallmatrix} 0 & 0.011 \\ 0 & -0.002 \end{smallmatrix}$)	40 (1.57)	25 (0.98)	5 (0.1968)	3 (0.1181)	5 (0.1968)
*USAGED-09AS2K	*USAGED-09AS2KE	58 (2.28)	6 (0.24)	19 (0.7480 $\begin{smallmatrix} 0 & 0.011 \\ 0 & -0.002 \end{smallmatrix}$)	40 (1.57)	25 (0.98)	5 (0.1968)	3 (0.1181)	5 (0.1968)
*USAGED-13AS2K	*USAGED-13AS2KE	58 (2.28)	6 (0.24)	22 (0.8661 $\begin{smallmatrix} 0 & 0.013 \\ 0 & -0.001 \end{smallmatrix}$)	40 (1.57)	25 (0.98)	6 (0.2362)	3.5 (0.1378)	6 (0.2362)
USAGED-20AS2K	USAGED-20AS2KE	79 (3.11)	3.2 (0.13)	35 (1.3779 $\begin{smallmatrix} 0 & 0.01 \\ 0 & -0.004 \end{smallmatrix}$)	76 (2.99)	60 (2.36)	8 (0.3149)	5 (0.1968)	10 (0.3937)
USAGED-30AS2K	USAGED-30AS2KE	79 (3.11)	3.2 (0.13)	35 (1.3779 $\begin{smallmatrix} 0 & 0.01 \\ 0 & -0.004 \end{smallmatrix}$)	76 (2.99)	60 (2.36)	8 (0.3149)	5 (0.1968)	10 (0.3937)
USAGED-44AS2K	USAGED-44AS2KB	79 (3.11)	3.2 (0.13)	35 (1.3779 $\begin{smallmatrix} 0 & 0.01 \\ 0 & -0.004 \end{smallmatrix}$)	76 (2.99)	60 (2.36)	8 (0.3149)	5 (0.1968)	10 (0.3937)

*: 4 mm for USAGED-02AS2K and 03AS2K
6 mm for USAGED-05AS2K to 13AS2K